



2024 Student Information Booklet



DUBBO COLLEGE

SOUTH CAMPUS

Bright futures



Table of Contents

A message from the Principal	3
Executive staff	4
Special roles within our school	5-8
School map	9
School uniform	10-12
School equipment list	13
Bring your own device (BYOD)	14-15
Timetable / school day	16
Sport	17
Core rules in NSW Government schools	18
Wellbeing guidelines	19
Attendance	20-21
Homework and assessment	22
Personal property	23
Mobile Phones	24-25
Individual student care	26
Bus transport to school	27
Communication between school and home	28
Parent portals	29-31
Student wellbeing at school	32-33
Wellbeing - FAQ	34
Opportunities at school	35-36
Aboriginal Education	37
Clontarf Foundation	38
NASCA	39
Curriculum information	40-41
How do parents/carers get involved?	42

A message from the Principal

At Dubbo College South Campus our focus is on teaching and learning for the 21st century. Within the motto 'Bright Futures' we work in the three strategic areas of personalised learning, student engagement and a culture of school improvement. Our Campus vision is based on the pillars: Innovate, engage and inspire.

We are very pleased to have you join us as part of our school. We know that we can help you to achieve your very best and we look forward to you contributing to the success of our school as we all strive to be the best we can.



We are extremely proud of the achievement of students from our campus who excel in many areas. They have the opportunity to attain academic excellence and to participate at the highest level in many areas including: agriculture, dance, debating, sport, creative arts, technology and student leadership.

Every student has the right to learn and achieve in a safe, secure and pleasant environment. At South Campus every student is treated as an individual, yet we recognise that all of us are responsible for the success of our school.

South Campus is committed to delivering the best possible educational and social opportunities for our students and we look forward to building upon the strength of our College and further enhancing the Dubbo community.

Welcome!

I know that you will enjoy your time at our school.

A handwritten signature in blue ink that reads "Schulte".

Miss Jessica Schulte
Principal



Executive Staff

There are approximately 68 teaching and 40 non-teaching staff at Dubbo College South Campus.

Dubbo College consists of two junior campuses and one senior campus. Mr Charles Gauci is the Executive Principal who oversees all three sites.

Miss Schulte is the South Campus Principal and she is joined by Miss Elise Woods, Miss Amiee Keily and Mrs Vanessa Drady as the Deputy Principals.



MR GAUCI
Executive Principal



MISS SCHULTE
Principal



MISS WOODS
Deputy Principal
Year 8 & 10



MR MADIGAN
Deputy Principal
Year 7 & 9



MRS DRADY
Deputy Principal
Inclusion & Support

Special roles within our school

HEAD TEACHERS 2024



ENGLISH

Lauren
Ward



SCIENCE

Brett
Davies



MATHS

Alana
Baker



TAS

Toby
Karakasch



CAPA

Barb
Livingston



HSIE

Graham
Black



PDHPE

Craig
Pettit



SPECIALIST SUPPORT

Laura
Bolton

Special roles within our school

HEAD TEACHERS 2024



TEACHING & LEARNING STUDENTS

Peter
Maher



TEACHING & LEARNING STAFF

Michelle
O'Callaghan



EQUITY
Scott
Sampson



TRANSITION
Liana
Taylor



MENTOR
George
Sayers

Special roles within our school

SCHOOL ADMINISTRATION SUPPORT STAFF - SASS

These very important people enable the school to operate efficiently. Some SAS staff are located in the Administration Office, where they welcome visitors, deal with student and parent enquiries, monitor attendance, process enrolments, produce newsletters and promotional material, collect money for excursions and school fees. SAS Staff are also located in the Library, Science, Agriculture and Food Technology, where they support teachers with preparation for practical lessons. The Canteen also have staff to help cater for the needs of students.

SCHOOL LEARNING AND SUPPORT OFFICERS - SLSO

These staff members support students in classrooms. They work alongside the teachers to ensure all students have the opportunity to reach their potential.

LEARNING AND SUPPORT TEACHERS - LaST

These teachers support students and staff with meeting the needs of students who require learning adjustments. **Mr Peter Maher** and the Learning and Support team are located upstairs in B Block.

STUDENT SUPPORT OFFICER

Ms Lisa Weber is available to assist students with mental health and wellbeing. Students and Parents/Carers can contact her directly for an appointment.

ABORIGINAL EDUCATION OFFICER

The Aboriginal Education Officer (AEO) provides assistance for Aboriginal students, their parents and teachers. **Mr Rod Ah-See** is located in B Block.

ABORIGINAL COMMUNITY ENGAGEMENT OFFICER

The Aboriginal Community Engagement Officer supports and develops partnerships and understanding between the Aboriginal community and the school.

CAREERS TEAM

The careers team work across three sites to assist students with work readiness programs, career planning, subject selections, industry talks/visits and on going employment advertising. **Ms Liana Taylor** is located in R Block.



**Student Support
Officer**
Lisa Weber



**Aboriginal Education
Officer**
Rod Ah-See



**Aboriginal Community
Engagement Officer**
Carl Ralph



Careers Advisor
Liana Taylor

Special roles within our school

WELLBEING COORDINATORS 2024



YEAR 7

Alison Field
and
Michael McMullen



YEAR 8

Katrina Conn
and
Scott Sampson



YEAR 9

Spencer Harwood
and
Nelson Flick



YEAR 10

Eleanor Harrison
and
Katherine Mason

School map

Boundary Road



-  School Entry
- A. Administration Office / English
 - B. Math / Staff Rooms
 - C. Sports Area
 - D. Science
 - E. Support Unit / HSIE / Learning & Support
 - H. Hall
 - J. Music
 - K. Technology & Applied Studies (TAS)
 - Industrial Arts / CAPA
 - L. Library
 - M. Agriculture
 - Q. Clontarf
 - R. R1 Classroom
 - T. Industrial Kitchen
-  NASCA
-  Clontarf

School uniform



UNIFORM GUIDE

GIRLS

TO BE WORN EVERYDAY

White blouse with College logo
Tartan skirt or black school shorts/trousers with College logo
Tartan tunic
Black leather enclosed shoes
Black jumper with College logo
School jersey with College logo
School jacket* with College logo
Black socks
Black thick stockings (winter)
Black scungie/sports brief

BOYS

TO BE WORN EVERYDAY

White collared shirt with College logo
Black school shorts/trousers with College logo
Black leather enclosed shoes
Black jumper with College logo
School jersey with College logo
School jacket* with College logo
School tie*
Black socks

SPORT

ONLY TO BE WORN ON STUDENTS INTEGRATED SPORTS DAY

Sports shirt with College logo
Black sports shorts with College logo
Black tracksuit pants with College logo
School jacket with College logo
White socks
Sports shoes

STUDENTS ALSO TO CHANGE INTO SPORTS UNIFORM FOR PRACTICAL PDHPE CLASSES

*optional/formal occasions

WHERE TO BUY

Dubbo College uniform is to be purchased from the Dubbo College Uniform Shop in Macquarie Street, next to Bob Jane T-Mart



This uniform review has been conducted in accordance with the NSW Department of Education's School Uniform Policy section 1.6: The school's uniform policy and school uniform requirements should be reviewed at least every five years and amended where necessary; and the NSW Public School Behaviour Code for Students that in NSW public schools students are expected to comply with the school's uniform policy or dress code.

School uniform

School uniforms promote a feeling of pride, community and ownership. It is expected that students wear full school uniform while attending school.

The Dubbo College uniform has been developed in conjunction with students, parents and community representatives. Students will wear a comfortable, practical and affordable uniform all year round.

If students are NOT in correct school uniform they cannot leave the school for sport or other excursions or attend school based celebrations or assemblies.

For safety reasons, students must wear shoes which completely cover their feet. Sandals, thongs, canvas shoes, boats/canvas/skate shoes do not provide sufficient protection and are a safety hazard.



Acceptable footwear

The following items are NOT acceptable:

- Tights / football shorts / black or blue jeans
- Non-school jumpers
- Clothing with logos other than the school logo
- Hats and caps with inappropriate logos
- Makeup
- For safety reasons students must not wear “dangling” or elaborate earrings. Spacers are a safety risk and it is necessary to remove them while at school.



Unacceptable footwear

What do I do if I can't wear my uniform?

If for any reason you cannot wear your uniform, you will need to bring a note from home explaining why. Please retain this note and present to teachers if asked why you are out of uniform.

Purchasing the School Uniform

Daylight School Wear - Dubbo College School Uniform Shop


Address: Shop B, 219 Macquarie Street Dubbo Phone: 0431 943 269

Current Opening Hours: Tuesday Wednesday Thursday 1pm to 5pm and

Saturday: 9am to 1pm



School uniform



Student equipment list

Having the required equipment will ensure that students can make a positive start to the scholastic year at Dubbo College.

Dubbo College South Campus have partnered with **Stationery Store Online**. Follow the link below to order the 2024 student equipment pack. Once ordered you can collect in-store at 17 Siren Street, Dubbo.

Link: <https://booklist.officebrands.com.au/stationerystore/dubbo-college-south-campus/>
Access Code: 4899

The following is a recommended equipment list for students starting Year 7.

Pencil case containing:

- A selection of black, blue and red pens
- Lead pencils - 2B and HB
- Pencil sharpener
- Coloured pencils
- Clear plastic ruler - 30cm and 15cm
- A set of highlighters
- Scissors
- Eraser
- Glue stick
- 16 GB USB
- A4 Display Book

The following list of books and resources

ENGLISH:	1 x A4 192 page exercise book
MATHS:	1 x A4 192 page 5mm grid book
	1 x Casio Scientific Calculator Fx-82au PLUSII
	Calculators can also be purchased from the school.
	1 x Geometry set
SCIENCE:	1 x A4 128 page exercise book
HISE:	2 x A4 128 page exercise books (History & Geography)
	1 x 15cm ruler
PDHPE:	1 x A4 128 page exercise book
CAPA:	1 x A4 Visual Art Diary 110gsm 120 page
TECH:	1 x A4 48pg page exercise book

We suggest all new students not in Year 7 bring along exercise books to write down subject requirements as they proceed through their daily timetable.



Bring your own device (BYOD)

Dubbo College has a strong and ongoing commitment to future focused teaching and learning. To support this commitment Dubbo College has a Bring Your Own Device (BYOD) program in each campus for all students.

The Dubbo College BYOD program promotes engaging and innovative learning opportunities that develop communication, collaboration, critical thinking and creative skills for our students.

BYOD (Bring Your Own Device) refers to students bringing a personal technology device that students bring to school to use for educational purposes under the direction of a teacher. For the purposes of BYOD, 'device' means a privately owned wireless device such as a laptop or iPad.

Each campus provides the ability to connect compatible devices to a filtered DoE internet service, which will provide safe, secure internet access for students.

For successful access to the DoE internet, we recommend adhering to the device specifications. These are set out below. We encourage you to refer to the BYO Device Specifications when purchasing your device. Students will be using their device primarily to access the internet, complete set work using Google Apps for Education and Microsoft Office, as well as using other web-based applications.

Dubbo College and Learning With Technologies have partnered to provide a purchasing portal for parents and students. All devices available on the Dubbo College BYOD Purchasing Portal have been selected by the College and meet the minimum device specifications as stated above. Parents are able to purchase devices outright or utilise the finance option with LWT. The portal address is <http://dubbocollege.orderportal.com.au/>

Microsoft Office, Google Workspace and Adobe Creative Suite software are available for students free of charge and can be accessed via single-sign on from the DoE student portal.

BYOD is part of an evolution of technology use and our school is leading the way. Dubbo College will continue to update you with information about this program and we look forward to working with the students and parents as we continue this initiative.

South Campus is supportive of the Bring Your Own Device (BOYD) policy, however we are well catered to support students technology needs.

Bring your own device (BYOD)

	Essential Criteria	More details
Operating System Versions	<ul style="list-style-type: none"> Current Chrome OS (for Chromebook laptop) Windows 10 - Laptop OS X 10.5 or newer - Mac laptop Latest iOS – Ipad (16.6 or newer) 	<p>A case or sleeve for a laptop is essential. A good quality case for the iPad is also required. A keyboard is also highly advisable for tablets.</p> <p>Run both programs and apps</p> <p>USB Port is preferable</p>
Browser	Google Chrome must be installed	Google Chrome is available for devices listed. Apps for iOS are also required (free). These are Google Classroom, Google Drive, Google Docs, Sheets and Slides and can be downloaded from the App Store.
Screen Size	Min 10 inch (iPad mini size is sufficient if a keyboard is attached)	A wireless keyboard may be required to maximise screen use.
WiFi	Wireless Connectivity is key to BYOD devices in schools! Devices must support 2.4 or 5Ghz dual band wireless or 802.11 a/b/g/n (Make sure it supports both 'a' and 'n')	
Storage	<p>At least 128GB of storage in laptops, ultrabooks and two-in-ones</p> <p>At least 32GB of storage in tablets is recommended</p>	
Security	Up to date anti-virus	Chromebooks have built-in security.
Battery life	6 hours battery life	Note: charging will only be available at designated charging stations
Extras	<p>Pen</p> <p>Additional External Storage</p> <p>High performance</p>	<p>High fidelity digitised pen is a great feature but considerably more expensive so is desirable but not necessarily recommended</p> <p>Thumb drives/External Hard drives to backup work</p> <p>Look for, Intel Core™ i3, Core™ i5 and Core™ i7 in Windows machines and Apple products that are within the last two versions</p>



Timetable

Below is an example of how a week in high school could look. It shows how your day is broken up and where you need to be, what subject you will be learning and who your teacher is.

You will be issued with a copy of your individual timetable on Day 1 of Term 1. Your timetable will also be available on the Parent Portal.

Timetable For Student							Your name will show here
Before School	Week A	MonA	TueA	WedA	ThuA	FriA	
	BS	MORNING ASSEMBLY Yr7 (T2)	MORNING ASSEMBLY Yr7 (T2)	MORNING ASSEMBLY Yr7 (T2)	MORNING ASSEMBLY Yr7 (T2)	MORNING ASSEMBLY Yr7 (T2)	
Period #	1	Music Yr7 (TMUSW) J1 T Billards	Geography Yr7 (TGEOIW) E1 K Giffen	Technology (Mandatory) Yr7 (TTECB) K2 D Dawson	POHPE Yr7 (TPDWS) A6 D Smith	Science (TGEOIW) D5 M Elbourne-Binns	Subject
	2	Technology (Mandatory) Yr7 (TTECB) K2 D Dawson	English Yr7 (TENGW) A3 L Ward	English Yr7 (TENGW) A3 L Ward	POHPE Yr7 (TPDWS) B8 D Smith	PDHPE Yr7 (TPDWT) B1 E Sutherland	Class
Recess	R						
	3	PDHPE Yr7 (TPDWT) B1 E Sutherland	Mathematics Yr7 (7MATW) A5 D Baker	Geography Yr7 (TGEOIW) E1 K Giffen	English Yr7 (TENGW) A3 L Ward	7 YEAR MEETING (7YEARMEETING)	
	4	Geography Yr7 (TGEOIW) E1 K Giffen	LINE 8 -7.21 Yr7 (L8_75) K4	Science . (7SCIW) D5 M Elbourne-Binns	POHPE Yr7 (TPDWP) B2 E Sutherland	English Yr7 (TENGW) A3 L Ward	Room
Lunch	L						
	5	Mathematics Yr7 (7MATW) A4 D Baker	Technology (Mandatory) Yr7 (TTECB) K2 D Dawson	Music Yr7 (TMUSW) J1 T Billards	Music Yr7 (TMUSW) J1 T Billards	Mathematics Yr7 (7MATW) A4 D Baker	
	6	Science . (7SCIW) D5 M Elbourne-Binns	Technology (Mandatory) Yr7 (TTECB) K2 D Dawson	Music Yr7 (TMUSW) J2 T Billards	Science . (7SCIW) D5 M Elbourne-Binns	Geography Yr7 (TGEOIW) E1 K Giffen	Teacher
After School	AS						

HOW THE DAY IS ORGANISED

School starts at 8.55am and ends at 3.00pm.

Students arriving late are to report to the student desk in the front office to be signed in. A parent/carer should accompany the late student, or provide a note to explain the lateness.

When the morning bell rings all students are to move directly to Assembly. Each lesson will start with a roll call and students are expected to be in class, unpacked and ready to start the lesson.

There are two periods before recess, 2 more before lunch, followed by 2 periods in the afternoon. Recess and lunch breaks are 30 minutes each.

Sport

Sport is a compulsory component of the school curriculum.

All students have integrated sport timetabled into their schedule and taught by PDHPE teachers as part of their curriculum.

Annual sporting events involving South Campus:

Swimming Carnival - Term 1

Athletics Carnival - Term 2

Dubbo College Cross Country - Term 2

Serisier Cup (Delroy v South) - Term 3

Students are placed into House groups for sporting competitions such as Swimming and Athletic Carnivals. Students remain in the same House group throughout their high school years.

At Dubbo College the House Groups are:

BRIGANERA which is **RED**

MACOOLARI which is **BLUE**

PARAYONG which is **YELLOW**

YARRADAROO which is **GREEN**



Core rules in NSW Government Schools

Behaviour code for students

NSW public schools

NSW public schools are committed to providing safe, supportive and responsive learning environments for everyone. We teach and model the behaviours we value in our students.

In NSW public schools students are expected to:

- Respect other students, their teachers and school staff and community members
- Follow school and class rules and follow the directions of their teachers
- Strive for the highest standards in learning
- Respect all members of the school community and show courtesy to all students, teachers and community members
- Resolve conflict respectfully, calmly and fairly
- Comply with the school's uniform policy or dress code
- Attend school every day (unless legally excused)
- Respect all property
- Not be violent or bring weapons, illegal drugs, alcohol or tobacco into our schools
- Not bully, harass, intimidate or discriminate against anyone in our schools

Schools take strong action in response to behaviour that is detrimental to self or others or to the achievement of high quality teaching and learning.

Behaviour Code for Students: Actions

Promoting the learning, wellbeing and safety of all students in NSW Public Schools is a high priority for the Department of Education.

We implement teaching and learning approaches to support the development of skills needed by students to meet our high standards for respectful, safe and engaged behaviour.

education.nsw.gov.au



Respect

- Treat one another with dignity
- Speak and behave courteously
- Cooperate with others
- Develop positive and respectful relationships and think about the effect on relationships before acting
- Value the interests, ability and culture of others
- Dress appropriately by complying with the school uniform or dress code
- Take care with property

Safety

- Model and follow departmental, school and/or class codes of behaviour and conduct
- Negotiate and resolve conflict with empathy
- Take personal responsibility for behaviour and actions
- Care for self and others
- Avoid dangerous behaviour and encourage others to avoid dangerous behaviour

Engagement

- Attend school every day (unless legally excused)
- Arrive at school and class on time
- Be prepared for every lesson
- Actively participate in learning
- Aspire and strive to achieve the highest standards of learning

The principal and school staff, using their professional judgment, are best placed to maintain discipline and provide safe, supportive and responsive learning environments. The department provides a policy framework and resources such as Legal Issues Bulletins, access to specialist advice, and professional learning to guide principals and their staff in exercising their professional judgment. In this context the NSW Government and the Department of Education will back the authority and judgment of principals and school staff at the local level.

Wellbeing guidelines

CARES is an acronym that stands for our tenants in consultation with the school community.



An introduction for parents about Restorative Practices.

At Dubbo College, we are proud to be a Restorative School. This means that we use Restorative Practices as our way of working to create a strong school culture, build effective relationships, resolve conflict, and improve student behaviour and bullying.

Working restoratively is not something that we do, nor is it a program we implement – it's something that we become, and it underpins the way we practice.

It's really all about asking the right questions to students when things go wrong. As a comparison, most other approaches have us putting our detective hats on and focusing on everything in the past. It really doesn't get us very far because we never get to the present or the future. Working in the past doesn't help our children to make things right.

Put simply, we'll be asking your children questions like:

- What happened?
- How has that made people feel?
- And what action needs to be taken to make that better?

It's all about teaching responsibility for your actions and knowing that nobody is going to do it for you. Our job is to help them do just that and go on in life to become outstanding community contributors.

Attendance

I am late to school?

If you arrive after 8:55am, go to the administration office and see the office staff to sign in.

I need to leave school early?

You must bring a note from home explaining why you have to leave school and give the note to the office staff before period 1.

I feel sick at school?

Inform your teacher that you are unwell and they will give you a note to go to sick bay. Sick bay is located in the school office. Hand your note to one of the office staff who will ensure a First Aid Officer attends to you. Your parents will be contacted if necessary to pick you up. If it is an emergency, medical attention will be sought and parents phoned as soon as possible.

I need to take medicine at school?

Medicines and tablets are not to be taken without the knowledge of the school. The school should be informed if there are special medical needs and arrangements will be made to create a mandatory Health Care Plan.

I had an accident at school?

Where an accident has occurred, the student will be administered first aid. If possible the student will return to class. If not, the parent/caregiver will be contacted and the matter discussed. An "Accident Form" will be completed by school staff and the student or student witness. These forms are to be returned to the Deputy Principal.

If required an ambulance will be called and a parents/caregiver will be notified as soon as practical.

I am away from school?

All absences (partial or whole) can be explained by:

- Letter from home on your first day back at school. Hand this letter to the office staff. The note should include your first name and surname, year, dates and an explanation of why you were away
- Your parents or carer can phone the school on 6882 3744
- Parents or carer can email the school: dubbosouth-h.school@det.nsw.edu.au
- Parents and carers can present at the school office with a personal explanation
- Parents and carers can respond the the absentee text
- If you should be away for over a week (family holiday/business/overseas trip) you will need to complete an Extended Leave Form available from our school office

I know I am going to be away from school?

You should bring a note before you are away. You should also see your teachers and find out what work you will need to do whilst you are away.

Attendance

NSW Department of Education

Why attendance matters

When your child misses school they miss important opportunities to:



Learn



Build friendships



Develop life skills



Days missed = years lost

A day here and there doesn't seem like much, but...

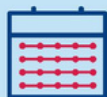
When your child misses just...

they miss weeks per year

and years over their school life

1 day per fortnight
M ~~X~~ W T F
M T W T F

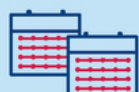
= **4** weeks



= Over **1** year missed

1 day per week
M ~~X~~ W T F
M T W ~~X~~ F

= **8** weeks



= Over **2.5** years missed

Homework and Assessment

To succeed students need to develop a sensible *home study plan*.

Home study enables students to complete tasks which have been started in class but not completed. It provides an opportunity to do extension work, completion of assessment tasks, revision for tests and wide reading. To help students develop sensible home study habits, all students are encouraged to use a homework diary, calendar or the Assessment Task Booklet to record homework, assignments, reminder notes and their personal lesson timetable.

Students need to do homework on a regular basis. Each of your teachers will set you work whether it be reading or writing activities or completing unfinished work from class. When assignments are set, make sure you leave enough time to get them completed without having to rush.

Reporting to Parents

At South Campus academic reports are issued twice a year, at the end of Semester 1 and Semester 2. These reports for parents are emailed and added to the parent portal.

In addition, there are formal parent / teacher evenings (Term 1 and Term 3). These are advertised in our School Newsletter, Electronic Noticeboard and parents are able to use the Parent Portal to book in to see teachers. The school encourages parents to make use of these evenings.

Please note: Parents are welcome to contact their child's Year Advisor on 6882 3744 if you have any concerns about your child's progress.

Computer Accounts and Access

At South Campus we have extensive computer access for students including:

- 21st century learning environments that integrate technology with learning
- 3D printing
- Wi-Fi network

Students will be issued with a computer account along with an individual user name and password. The computer accounts allow students to access computers, the internet and their own student folder that they can use to store school work and assignments. Strict rules apply with the use of computers. Students are asked not to download or access music, movies or games, unless for academic purposes instructed by the teacher. Any inappropriate materials downloaded or viewed by students at school will result in serious consequences.

Personal Property

Every day students are expected to bring all their equipment to school for the subjects they will be having on each particular day. It is recommended that students pack their bag the evening before to be prepared for school. Students are responsible for their own property and it is recommended that their equipment should be labelled clearly with the student's name.

If a student is carrying a large sum of money or needs to bring something of value to the school, it should be left at the Administration Office to be safely stored.

All lost property may be retrieved from the Administration Office. If personal items are found we encourage students to hand it in to the Administration Office.

If you have any questions, please do not hesitate to contact the school directly on 6882 3744.



Mobile Phone Policy

The NSW Government has announced restrictions on the use of mobile devices including mobile phones in NSW high schools beginning in Term 4, 2023.

As you are aware, Dubbo College South Campus has already had a policy in place which restricted the use of mobile phones and Air Pods/earphones. Mobile phone use in schools can impact student learning and wellbeing. The restriction of devices aims to increase focus in classrooms, remove distractions and promotes positive social interaction, while reducing the potential for online bullying. Dubbo College South Campus has strong teaching and learning practices to support students in the classroom using various forms of appropriate technology. This aims to maximise the benefits and minimise the risks of digital environments, preparing students for life beyond school. We foster a safe learning environment which supports and enhances each child's social and emotional health through our wellbeing and learning support teams.

Regarding the government legislation, Dubbo College South Campus has adopted the 'Off and Away' approach for the full school day. This means that students have the responsibility to turn off their phones (and accompanying Air Pods/earphones) when they enter school grounds and must store them safely in their school bag for the course of the school day. This is an approved NSW Department of Education option and will limit unnecessary distractions and complement our ongoing approach to ensure every student maximises their learning and social growth in a safe and supportive environment. This also applies to school assemblies, excursions and events, unless an exemption is made by the principal. If this is the case, information will be included in the excursion permission form.

Pouches are available for purchase to help students self-regulate their phone and Air Pod/earphone use, please contact the school if requiring one.

Students who have their mobile phone, Air Pods or earphones out will receive the following consequences:

Level 1 - Device seen or heard before school, during a lesson or during recess/lunch – mobile phone, Air Pods and/or earphones will be confiscated by staff; parent/guardian will be notified, and the phone will only be released to the parent/guardian. The student will receive a Deputy Principal warning.

Level 2 - Failure to comply or second incident – mobile phone, Air Pods and/or earphones will be confiscated by staff; parent/guardian will be notified, and the phone will only be released to the parent/guardian. The student will be placed on a Formal Caution of Suspension.

Mobile Phone Policy

Level 3 - Third incident – mobile phone, Air Pods and/or earphones will be confiscated by staff; parent/guardian will be notified, and the phone will only be released to the parent/guardian. Student suspended for Misuse of Technology.

Exemptions

As a school community we understand that there may be students who have additional medical, wellbeing or learning needs which will require them to access a mobile phone. Parents and carers will be required to meet with their child's Deputy Principal to determine whether an exemption will apply which, if approved, will ensure that the appropriate school-based plan is completed and communicated appropriately.

Contacting Students

Our school community understands there will always be emergencies when parents need to get in contact with students or vice versa during the school day. We try to keep this to a minimum, except for emergencies, to avoid impacting students' learning. Parents and carers can contact the school through the school office 6882 3744 or dubbosouth-h.school@det.nsw.edu.au and students will also be able to contact parents and carers through the school office if urgent.

The school accepts no responsibility for mobile phones that are brought to school.

If you have any questions, please do not hesitate to contact the school directly on 6882 3744.

Individual student care

Medical Conditions

It is the responsibility of parents/caregivers/guardians to inform the school of any special/additional medical conditions affecting their child. This would relate to conditions that may not be recorded, but would assist us in aiding any student if necessary.

A Student Health Care plan will need to be created in consultation with the parent and a health care professional.

Any condition that will hinder a students' ability to participate in normal school activities will need to be addressed. The department of education would prefer this information in writing from the student's doctor.

Medication at School

The Department of Education Drug Policy states that students enrolled in NSW schools who require medication during school hours must inform the school of that fact. All drugs, except for asthma medication, must be brought to the administration at the commencement of the school day.

No drugs are to be on school premises without written authority from the parents/caregivers, stating the required dosage and information for the drug to be administered. This includes prescription antibiotics, cough medicine and analgesics (pain killers), eg Aspirin, Panadol etc.

Medication should be sent to school and must be contained in its original packaging or Webster packs and labelled with the student's name, details of the medication and dosage, unless the medication is supplied in a form which renders this impractical and/or unsafe. In this situation other arrangements can be made with the school. Students will be supervised in the taking of their medication and confidentiality and privacy will be maintained at all times.

Students who are on long term medication must inform the Head Teacher Special Education (for students in the support unit) or Deputy Principal Wellbeing (for mainstream students) immediately so that correct procedures can be established with their parents/caregivers and doctors.

New students enrolling in the school will be asked to fill in a medical advice form to advise us of your child's medical needs. Also if regular drugs are required, a form is to be completed by their medical practitioner and a deed of indemnity to be signed by parents/caregivers. In particular, if your child has any serious allergies which require the use of an Epi-pen, parents are to inform the school and provide an Epi-pen in case of emergency.

Bus transport to school

Students needing to travel to school by bus must register for and produce a bus pass. This is essential for the safety of all students and save over-crowding.

What to do

Application for free school travel in rural and regional NSW needs to be completed online at <https://apps.transport.nsw.gov.au/ssts/#/>

If you don't have internet access call 131500 for assistance with your application.

Who can apply?

To be eligible for free school travel, students may need to live a minimum distance from their school: Years 7 – 12 (Secondary) 2.0km straight line distance or 2.9km walking. A new application is only required if the student has never been approved for free school travel before.

If the student is in a shared parenting situation and needs to travel from two addresses each parent (or the student if aged 16 or over) needs to make a separate application for each address.

In areas where there is no public transport, eligible NSW residents may receive a subsidy for transporting the student to school by private vehicle. For details visit: <https://apps.transport.nsw.gov.au/ssts/#/schoolDriveSubsidy>

Updating details

If the student has already been approved for school travel you are required to update your details if the student:

- Is moving from Year 6 to Year 7
- Has changed schools or campuses
- Has had a change of address

To update details visit:

<https://apps.transport.nsw.gov.au/ssts/updateddetails#/updateDetails>

Contact details for Bus Companies

The below bus companies service Dubbo College South Campus.

Dubbo Buslines: <https://www.buslinesgroup.com.au/dubbo>

Phone: (02) 6882 2900 Fax (02) 6882 7198 Email: info@dubbobuslines.com.au

Ogden's Coaches: <https://www.ogdenscoaches.com.au/>

Phone (02) 6884 3101 Fax (02) 6884 4251 Email: dubbo@ogdenscoaches.com.au

Langley's Coaches: <https://www.langleyscoaches.com.au/>

Phone (02) 6882 8977 Fax (02) 6882 8164 Email: contact@langleyscoaches.com.au

Communication between home and school

Parents/caregivers are encouraged to contact the school at any time to discuss the progress of students and any concerns that will effect student learning.

Personal interviews can be arranged by phoning the office on 6882 3744.

Appointments are required due to the demanding nature of schools.

Issues regarding a particular subject may best be directed to the relevant Head Teacher.

Issues regarding student wellbeing should be directed to Learning and Support or the Year Advisor.

Formal contact between the school and home will occur regularly, and includes:

- A newsletter sent 3 times per term, that contains upcoming events. This is posted on the College website, College Facebook, Campus Instagram, Sentral Parent App and emailed to parents via the parental portal.
- The annual school magazine OMNIA is available at the conclusion of each teaching year. This is created by students in the school during the school year.
- Two formal academic reports written specifically for each student. These are emailed to parents at the end of each semester through the parent portal.
- Parent/Teacher night are in terms 1 and 3.
- Interviews with the Principal / Deputy Principal for all new students and their parents/caregivers.
- A family information evening to assist parents/caregivers to make subject choices for Year 11.
- Information sessions for incoming Year 7 students and their parents/caregivers.
- Occasional letters and information regarding school activities, special performances, camps, excursions and art shows etc.
- Information on opportunities for parents and community to participate in the Presentation Evening, Year 10 Farewell Ceremony, Drama presentations, NAIDOC and other culturally based days and celebrations and Aboriginal Education Team meetings.
- Good News letters from teachers to parents.
- Parents and Community meetings held in the school library on the second Monday evening of every month.
- Consultation on Individual Learning and Support Plans and Personalised Learning Pathways to assist with learning and goal setting.
- College Website
- College Facebook page
- South Campus Instagram page
- Parent Portal – attendance, reports, notifications, messaging.
- Sentral Parent App - Notifications, newsletters, calendar
- Schoolbytes - excursion notes, forms, payments

Sentral Parent Portal

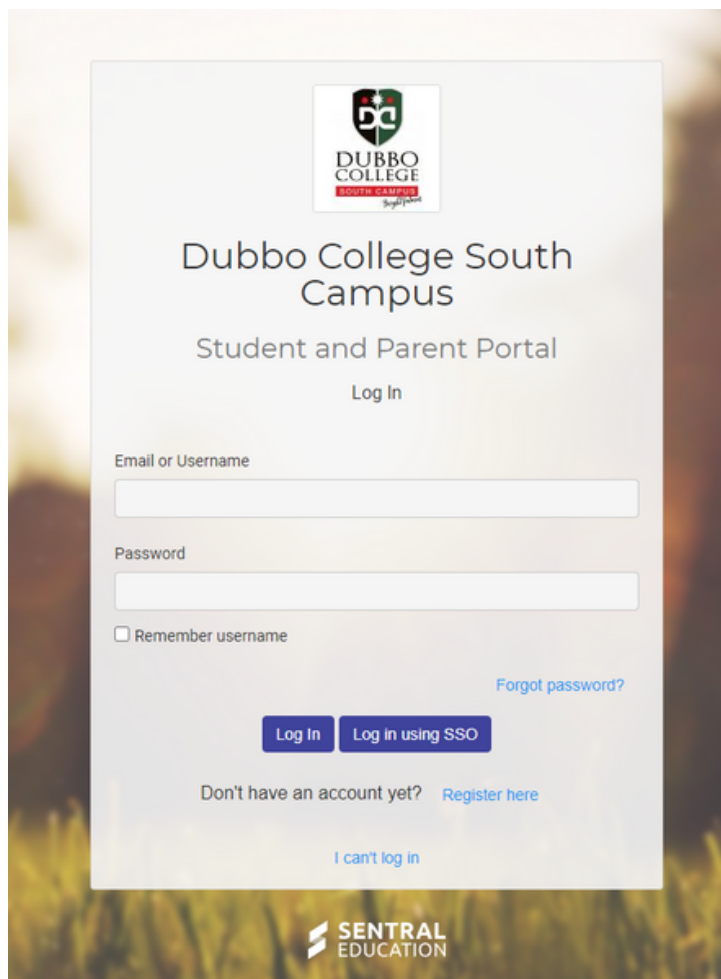
If you would like to have access to your student/s:

- Timetable
- Class and School Attendance
- School Reports
- School Newsletter & Parent Letters
- Assessment Guides
- Absences

The parent portal can be accessed through: <https://dcsth.sentral.com.au/portal/login>

To gain access the portal

1. Please ensure your email address is correct on your enrolment form.
2. All parents/carers of Year 7 students will receive an email in Term 1, Week 2 with registration details and your family key.
3. If you do not receive this email, contact Dubbo College South Campus – 6882 3744
4. Visit the website above and enter your code to begin.



The screenshot shows the login interface for the Dubbo College South Campus Student and Parent Portal. At the top is the Dubbo College South Campus logo, which includes a shield with 'DC' and the text 'DUBBO COLLEGE SOUTH CAMPUS'. Below the logo, the text 'Dubbo College South Campus' and 'Student and Parent Portal' are displayed. A 'Log In' link is centered below the title. The login form consists of two input fields: 'Email or Username' and 'Password'. Below the password field is a checkbox labeled 'Remember username'. To the right of the password field is a link 'Forgot password?'. At the bottom of the form are two buttons: 'Log In' and 'Log in using SSO'. Below these buttons are the links 'Don't have an account yet?' and 'Register here'. At the very bottom of the form is a link 'I can't log in'. The background of the page is a blurred image of a field with tall grass.

Dubbo College South Campus
Student and Parent Portal
Log In

Email or Username
Password


☐ Remember username

[Forgot password?](#)

[Log In](#) [Log in using SSO](#)

[Don't have an account yet?](#) [Register here](#)

[I can't log in](#)

 SENTRAL
EDUCATION

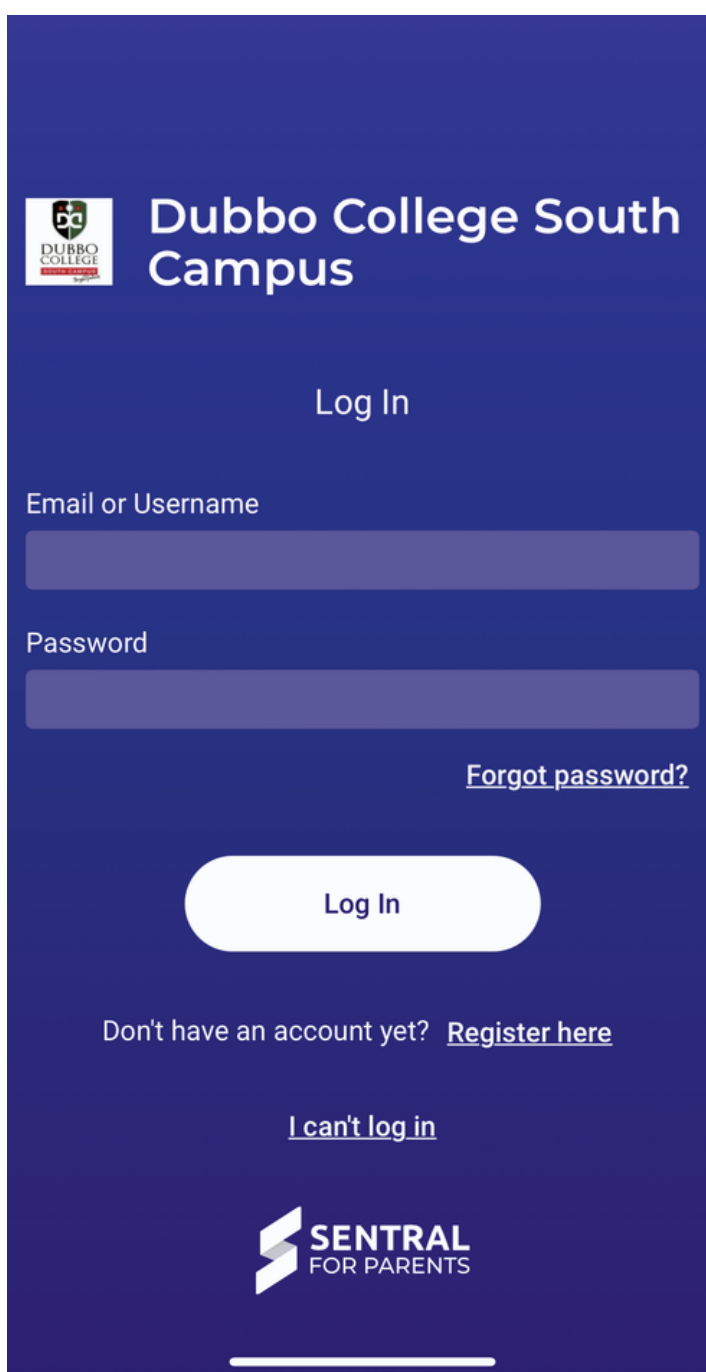
Sentral Parent App

Many of the functions of the Parent Portal are now available on the Sentral Parent App.

The app can be downloaded free from the Apple App Store for iPhones or from the Google Play store for Android phones.

A “how to” guide is available from

<https://dubbocoll-m.schools.nsw.gov.au/content/dam/doi/sws/schools/d/dubbocoll-m/localcontent/resources/DubColAppUserGuide.pdf>



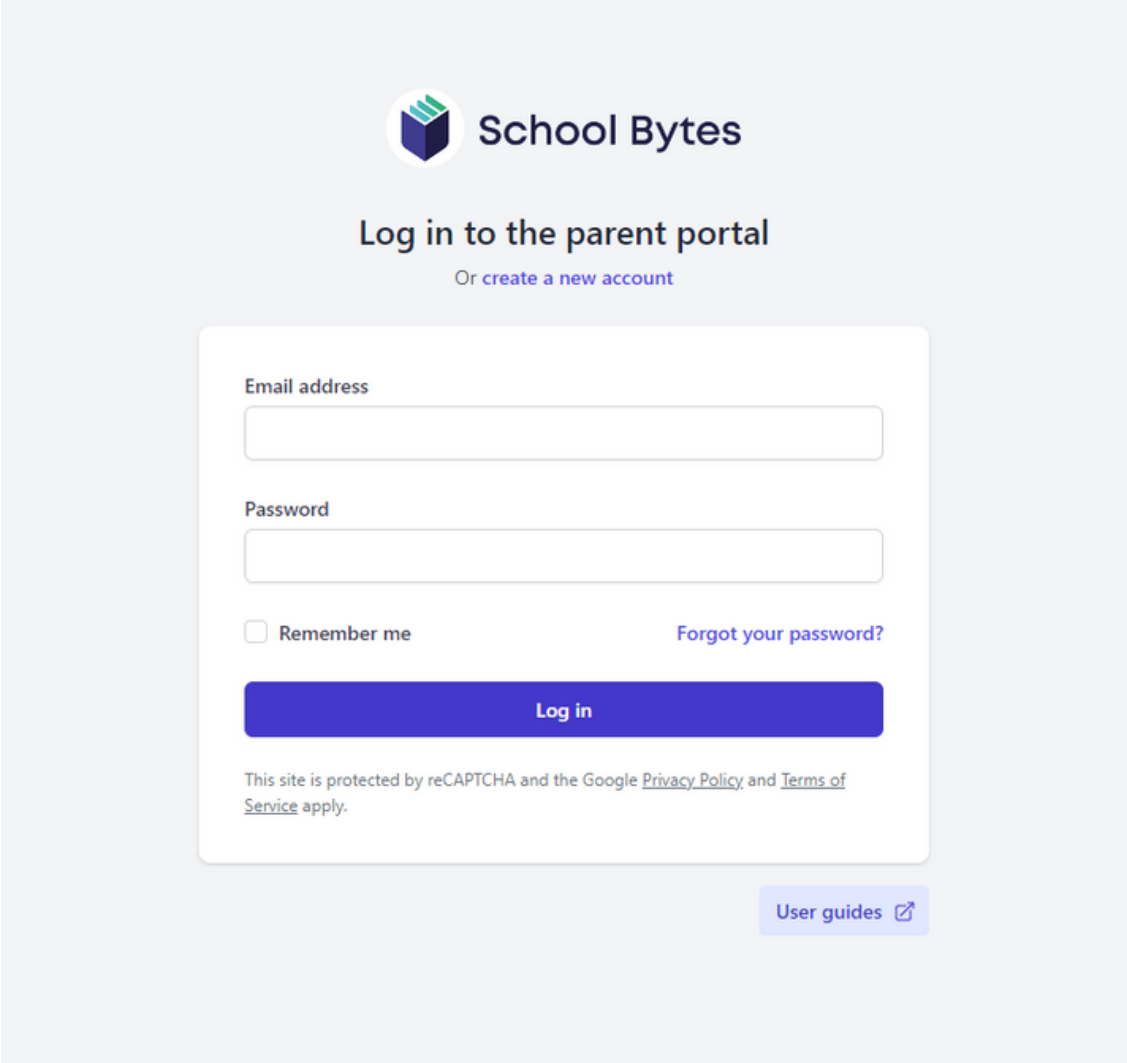
The screenshot shows the login interface of the Dubbo College South Campus Sentral Parent App. The background is a solid dark blue. In the top left corner is the Dubbo College logo, which consists of a shield with 'DC' inside and the text 'DUBBO COLLEGE' below it. To the right of the logo, the text 'Dubbo College South Campus' is displayed in a white, sans-serif font. Below this, the text 'Log In' is centered in white. There are two input fields: the first is labeled 'Email or Username' and the second is labeled 'Password', both in white text. Each label is positioned above a light blue rectangular input box. To the right of the password input box, the text 'Forgot password?' is written in a smaller white font and underlined. Below the input fields is a large, white, rounded rectangular button with the text 'Log In' in dark blue. At the bottom of the screen, there are two lines of white text: 'Don't have an account yet? [Register here](#)' and '[I can't log in](#)'. At the very bottom, there is a white logo for 'SENTRAL FOR PARENTS', which includes a stylized 'S' icon and the text 'SENTRAL FOR PARENTS'.

School Bytes Portal


Dubbo College South Campus has implemented a system called School Bytes to manage payments, forms and excursions. Parents/carers can visit the School Bytes portal at any time to make a payment online, view payment history, apply credit, complete forms or to view details about excursions.

The parent portal can be accessed through the Sentral Parent Portal:
<https://dcsth.sentral.com.au/portal/login> and go to "Links".

It can also be accessed through the Sentral Parent App or from the web at
<https://portal.schoolbytes.education/>



The image shows the login page for the School Bytes parent portal. At the top, there is a logo consisting of a blue cube with green and yellow lines, followed by the text "School Bytes". Below the logo, the heading "Log in to the parent portal" is displayed, with a link "Or [create a new account](#)" underneath. The login form is a white box with a light gray border. It contains two input fields: "Email address" and "Password". Below the password field, there is a checkbox labeled "Remember me" and a link "Forgot your password?". A large blue button labeled "Log in" is positioned below the checkbox. At the bottom of the form, a small text line states: "This site is protected by reCAPTCHA and the Google [Privacy Policy](#) and [Terms of Service](#) apply." In the bottom right corner of the page, there is a blue button labeled "User guides" with an external link icon.

 **School Bytes**

Log in to the parent portal
Or [create a new account](#)


Email address

Password

☐ Remember me [Forgot your password?](#)

Log in

This site is protected by reCAPTCHA and the Google [Privacy Policy](#) and [Terms of Service](#) apply.

[User guides](#) 

Student wellbeing at school

Dubbo College provides an educational setting where every student is recognised as unique, with individual needs and strengths. We believe every student deserves the opportunity to access all aspects of the curriculum at a level that is challenging yet appropriate.

At South Campus learning support is based on an inclusive model of education where support for students maximises how students connect, succeed and thrive. Students are supported on a needs by needs basis by the school Learning and Support Team. This team is made up of the Principal, Learning and Support teachers, Student Learning Support Officers, the Wellbeing Coordinators, the School Counsellor and the Deputy Principals. They work collaboratively with classroom teachers, parents, staff and community to establish teaching and learning strategies that contribute positively to student well-being and to help foster student self-discipline in effort. Our Learning and Support Team strives to support excellence in teaching and learning. They aim to build, on many levels, trusting and respectful relationships for students to succeed.

The Learning Support team also conducts diagnostic testing to identify areas to monitor student progress. Students with higher needs are further supported through the individual planning process which incorporates transition planning and personalising specific programs to encourage active participation.

The Learning and Support team may assist to support the student by:

- Coordinating resources inside and outside the school
- Program implementation, assessment and reporting
- Collaborative approaches to support students with disabilities, special learning and behavioural needs.

and will consider and guide the implementation of:

- Adjustments and accommodations to maximise student learning
- Instructional and management strategies
- Health Care plans
- Access to additional services
- Specialised equipment and building modification

At South Campus we annually review the processes involved in providing effective Learning and Support. We ensure that all staff have a collective understanding on how to identify, implement and support individual and whole class adjustments for students they teach. All staff are regularly updated upon the Disabilities Act and their Duty of Care for all students.

If parents feel they need extra support for their student to succeed and thrive they need to contact the school Learning and Support Teachers on 6882 3744.



Student wellbeing at school

Wellbeing Coordinators

The Wellbeing Coordinator is a fundamental communication link in providing appropriate advice to students, parents and class teachers.

The Wellbeing Coordinator will progress with the same group of students from Year 7 to Year 10.

Wellbeing Coordinators will:

- Assist new students and monitor their progress.
- Be a member of the Learning and Support Team.
- Seek support from the Counsellor, AEO's and DP on issues relating to student welfare.
- Gather progress reports for parents, HT's, DP's or the Learning Support Team when required.
- Liaise with parents of students who are absent from school for extended periods.

School Counselling

The School Counselling Service at Dubbo College can be accessed by students at the request of parents and carers, and the Learning and Support team, although self-referrals are always welcome. We encourage parents and carers to speak with the Wellbeing Coordinators or Learning and Support Teacher so that we can ensure the student's needs are best supported.

The School Counselling Service may support programs to help students dealing with anger or bullying, provide short-term individual counselling services for anxiety, depression, anger, bullying and other mental health needs, and complete psychometric assessments around mental health, behaviour, and intellectual and learning ability.

The School Counselling Services assists in writing Safety Plans for students who are at risk of harm, and behaviour management plans for students who are learning self-regulation. To assist the school community the counselling service has collaborated with a number of outside agencies including Marathon Health, CAMHS, Headspace, Uniting Care, Mission Australia, NALAG and Reconnect. The involvement of these agencies has assisted the school to support students and families with mental health needs.

Student Support Officer

Student Support Officers work within the school community in partnership with the learning and support team and school counselling service to enhance student social and emotional wellbeing and learning outcomes. Our Student Support Officer provides whole-of-school well-being initiatives and targeted strengths-based supports for students requiring personalised assistance. They also have a pivotal role in working collaboratively with external child and family support agencies and other government agencies to support students. Our Student Support Officer runs a number of in school, targeted programs such as:

- RAGE (Re-negotiating Angry and Guilty Emotions)
- Managing the Bull
- Super Girls
- Peer Mentoring
- Citizenship Programs
- Mediations

Wellbeing - FAQ

I have an incident with a friend or another student?

See your classroom teacher or Wellbeing Coordinator.

I don't know where my class is?

Check the timetable and your school map. Ask a teacher to help you find your class or come to the school office. Best practice is to copy your timetable into your workbooks

I have forgotten my equipment?

See your teacher before the lesson to explain. You will be less likely to forget your equipment if you pack the night before.

I am having trouble doing my work?

Talk to your teacher, the Head Teacher or Learning and Support.

I need to pay money for an excursion or school contribution?

Dubbo College South Campus uses SchoolBytes to manage payment of funds for excursion and school contributions. Information to parents, permission notes and invoices are issued via Schoolbytes and are returned electronically.

If you do not have access to Schoolbytes, please contact the school office. The school office is also available to collect money for excursions and school contributions before school or during recess and lunch.

I want to find a Head Teacher?

- Go to Staff House of that subject.
- Eastern Staff House in "B" Block - PDHPE and Special Education Staff
- Northern Staff House in "B" Block - CAPA and TAS
- Upstairs in "B" Block - Maths
- Upstairs in "E" Block - HSIE
- Upstairs in "B" Block - Learning Support Team
- "A" Block - English
- "D" Block - Science

I am being bullied?

South Campus does not tolerate bullying. If somebody bullies you, tell your teacher, the teacher on playground duty, your Wellbeing Coordinator or the Deputy Principal.

I need to talk?

If you have a problem that you need to talk about, there are lots of people you could talk to. Your Wellbeing Coordinator, Teachers, Head Teachers or the School Counsellors are there to assist you.



Opportunities at School

There are a wide variety of extra-curricular activities that you can experience at South. Some of these activities are described below. You will hear information about these activities and others in the Daily Notices throughout the year. Extra-curricular activities are a great way to meet new people who have the same interests as you.

Student Representative Council - Members of the SRC discuss and act on issues and concerns that arise in the school environment. Students who are members of the SRC are committed to the school and gain a sense of pride and achievement.

Library - The Library is open during school hours, except for recess on Fridays. There is a designated quiet area for studying and classwork. Computers are available for gaming, however, priority is given to students who are completing assessment tasks. Students are encouraged to read, relax, play games and meet up with friends in a comfortable and secure space.

Concert Band, Jazz Band & String Ensemble - Students are invited to take part in the range of Dubbo College bands. The bands cater for complete beginners to advanced musicians. There are opportunities to play in College Campus bands as well as Dubbo College Ensembles made up of students from South, Delroy and Senior. If students are interested, please to speak to your music teacher. Band activities include workshops, concerts, visits to schools, competing in Eisteddfods, musicals and tours.

Choir – Students are invited to take part in the school and college vocal ensemble. If any student enjoys singing, please come and speak to the Music Staff in the Creative Arts Staffroom. Choir activities include workshops, concerts, visits to schools, competing in Eisteddfods, musicals and tours.

Drama – Students will have the opportunity to be involved in many areas of drama. The school performs musicals where students have the chance to sing, dance and act in a two hour show.

Debating and Public Speaking - South Campus has enjoyed a very strong reputation in debating in recent years. Students are generally coached once a week on the technicalities of debating and will have the opportunity to travel around the state. Students will also have the option of being involved in prepared and impromptu debates.

Show Team - Students can become active in agriculture and animal grooming to show animals at local and regional shows. Interest in the Show Team is through the agriculture teacher.

Art Squad – Works on murals that decorate, educate and inspire our students. Students also complete special projects for the school like props or photo booths.

College Sporting Teams – Interested students please take notice of announcements advising of sign-up sheets and times for trials of various sporting opportunities in the College.

Farm Ready - Introduces students to animal handling, animal welfare, care and managements of animals, kitchen garden creation and maintenance and managing ag farm structures.



Opportunities at School

Junior AECG - The NSW AECG Inc. (Aboriginal Education Consultative Group) is an Aboriginal community based organisation made up of volunteer members who are the principal source of advice on behalf of Aboriginal communities on issues relating to education and training.

At South Campus, the Junior AECG Representatives are comprised of students from Years 7, 8, 9 and 10 who have demonstrated leadership skills within the school. Members of the Junior AECG build leadership skills as they lead culturally based events and Acknowledgement of Country. Junior AECG members are involved in writing reports about Aboriginal Education at South and presenting these reports at the monthly local AECG meetings. Students discuss all of the valuable programs South runs which help improve students' literacy and numeracy skills. South's Junior AECG Representatives have also assisted in organising Aboriginal cultural events such as NAIDOC Day.



Aboriginal Education

At South Campus we have many ways we engage our Aboriginal students, their parents and the community. Our staff are developed in cultural awareness to best relate to, and form relationships with students and families.

The school provides many opportunities to engage the community through participation in our culturally significant days, like Harmony Day, NAIDOC Day, Reconciliation and Sorry Days.

At South Campus the Aboriginal Education Officer is Mr Rod Ah See who is responsible to the Principal for providing assistance to Aboriginal students, parents / carers and to teachers.

The Aboriginal Education Officer provides:

- Student Support
- Advising Aboriginal students in relation to their participation and progress.
- Supporting and encouraging student attendance and performance.
- Supporting Aboriginal students to improve their performance at school in terms of academic achievement and behaviour.
- Encouraging student leadership and participation in school activities.
- Supporting students through their transition to South Campus.
- Introducing new students to the school and supporting students with their relationships with others.

Community Support

- Encouraging the involvement of Aboriginal parents in school programs and their participation in the life of the school.
- Maintaining effective relationships with Aboriginal parents and the community.
- Participating in local AECG meetings.

Teacher Support

- Assisting teachers with the progress of Aboriginal students.
- Assisting teachers with the identification and development of resources to support the learning of Aboriginal students.
- Assisting teachers to involve parents and the community in school programs.



Clontarf Foundation

What?

The Clontarf foundation exists to improve the education, discipline, life skills, self-esteem and employment prospects of young Aboriginal and Torres Strait Islander men and by doing so equip them to participate more meaningfully in society. Since opening its first academy of 25 boys in 2000 in WA, the foundation has exponentially grown throughout Western Australia, Northern Territory, Victoria, NSW, Queensland and South Australia.

How?

The Clontarf Foundation involves participants in activities, camps and workplace visits to develop a broad range of life skills. Highlights include interstate and regional tours, inter-Academy activities and excursions.

Why?

The Clontarf Foundation, in partnership with Dubbo College, work with students to ensure they complete their schooling through to the end of Year 12. Upon graduation the Clontarf Foundation support participants in their transition from school to further training and/or employment.

Who?

Any Aboriginal or Torres Strait Islander boy enrolled at Dubbo College can apply to be part of the programme. To maintain their position in the Academy participants need to show commitment towards the education program, school activities and football training.

When?

We are currently accepting enrolments from prospective students in the area.



NASCA



NASCA is a 100% Aboriginal-governed organisation dedicated to achieving equity and strengthening cultural pride for young First Nations people.

- NASCA's programs improve outcomes for Indigenous young people, especially in school attendance and year 12 attainment.
- Since our founding in 1995, NASCA has worked with over **12,000** young Aboriginal and Torres Strait Islander people.
- We run programs in **31** schools across NSW, the NT, and WA, supporting over 2000 First Nations students to connect to culture and realise their aspirations.

Our Purpose is to build the confidence of Aboriginal and Torres Strait Islander young people to take opportunities and fulfil their potential.

Our Vision is of a proud, prosperous, healthy Australia where Aboriginal and Torres Strait Islander young people thrive .

- **In schools**, NASCA staff provide opportunities and experiences for our students including: workshops to strengthen connection to culture and build wellbeing and resilience; comprehensive in-class support; Traditional Indigenous Games (TIG); pick ups and drop offs; breakfast programs; and before & after school activities.
- **Out of school**, we also run excursions, school holiday activities, awards programs, camps and internships.



"NASCA has helped me a lot with my confidence. They've taught me to get out of my comfort zone, now I've been taking a lot of opportunities."

- Armani, NASCA participant.

Enrolling is easy! Just fill in a form that you can pick up from the NASCA team at your school. www.nasca.org.au



Curriculum Information

English

Through the study of English students learn about the power, value and art of the English language for communication, learning and enjoyment. Developing proficiency in English enables students to become confident communicators, critical and imaginative thinkers and lifelong learners. Students develop their language skills through activities involving speaking and listening, reading and writing, and viewing and representing. They learn about language and literature through working with a wide range of print, spoken, visual, media, multimedia and digital texts.

Mathematics

The Mathematics K–10 Syllabus provides students with the opportunity to develop their knowledge, understanding and skills in mathematics and working mathematically. Students have the opportunity to develop increasingly sophisticated and refined mathematical understanding, fluency, communication, reasoning, analytical thought and problem-solving skills. These capabilities enable students to respond to familiar and unfamiliar situations by employing strategies to make informed decisions and solve problems relevant to their present and future needs.

Science

Through the study of Science students learn about our biological, chemical, geological, physical and technological world. They actively develop skills in planning and conducting investigations, recording and analysing data, and problem-solving. Students explore real-world phenomena and develop solutions to authentic problems.

PDHPE

Through the study of Personal Development, Health and Physical Education courses, students develop the knowledge, understanding, skills and attitudes needed to take action to protect and enhance their own and others' health, safety and wellbeing in varied and changing contexts. Physical education is fundamental to the acquisition of movement skills and concepts to enable students to participate in a range of physical activities – confidently, competently and creatively.

Technologies

Through the study of technology courses, students engage in a diverse range of practical experiences and develop knowledge and understanding of contemporary and advancing technologies. They develop solutions to identified problems and situations, and explore the impact of technologies on the individual, society and the environment.

HSIE

Human Society and its Environment is the study of how humans interact with the world, how society operates and how it is changing. Through the study of HSIE, students develop the skills to prepare them to actively and responsibly participate as informed citizens in the contemporary world.

Curriculum Information

Creative Arts

Study in the Creative Arts provides students with strong discipline based knowledge and the fundamental skills, creative expertise, learning mindset and critical capabilities for the future world of work. Creative Arts students experience and develop the complex skills required to create and test ideas, generate creative works with confidence, shape inquiry and critically evaluate and reflect on what they do. Study in the Creative Arts prepares students to be significant producers and informed consumers of culture.

Languages

Learning languages opens minds to difference where diversity is seen as a regular part of society. Proficiency in languages provides a resource that encourages more effective engagement with the global community. The study of Languages strengthens essential foundational skills for literacy. It also fosters intellectual and emotional development, and cultural understanding.

Through learning languages, students reflect on their own heritage, culture and identity. They also reflect on the culture, beliefs and values of others through language learning. The rich linguistic and cultural diversity of New South Wales provides an educational environment where the study of languages and cultures is valued as a unique and integral part of the curriculum.

In June 2016, the NSW Education Standards Authority developed a new Languages K–10 Framework to guide the development of new NSW language-specific syllabus.

Special Education

The support unit at Dubbo College South Campus consists of a number of classes that cater for students with a range of specific needs. The Support Unit has excellent facilities consisting of a discrete playground area that has recently been refurbished. Parents are always welcome to visit the unit and discuss the needs of their child and familiarise themselves with the facilities. The students are educated in a way that caters for individual needs.



How do parents/carers get involved?

You may become more involved with the school through a variety of organisations and events:

- P&C - Meets in the Library, the second Monday of each month, at 6.30pm.
- Swimming and athletics carnivals
- NAIDOC Day
- End of year events
- Sporting, academic presentations and formal assemblies.

Opportunities are available to volunteer to share knowledge or expertise on particular subjects.

Fees

The below list of yearly fees help the school to pay for costs involved in providing consumables required in compulsory practical lessons, textbook hire, paper, photocopier, incidental costs involved in bringing guest lecturers to classes, extra equipment to help students in the Library.

- Voluntary School Contribution \$120.00
- Course Fee CAPA \$30.00
- Course Fee Technology \$50.00

Stay Connected

Staying in touch with Dubbo College has never been easier. You can find us on the Web, Instagram and Facebook. Keep up to date anytime, anywhere with the latest news, photos, events, important dates, campus newsletters and contact information. All this just a click or tap away.



Dubbo College Website:
www.dubbocoll-m.schools.nsw.edu.au

Dubbo College Facebook:
www.facebook.com/dubbocollege

South Campus Instagram:
[@dubbocollegesouthcampus](https://www.instagram.com/dubbocollegesouthcampus)